



G150

Commercial Grade Retractable
Awning for Decks and Patios



G150

Retractable Patio Awnings

The G150 has patented articulating shoulders that provide easy to adjust pitch control. These drop forged castings will last a lifetime.



Premium built arms with a chain tensioning system that provides quiet operation and unmatched performance.



Our engineered ridged front bar with pivoting arm connectors is an industry leader which provides strength and simple elegance. It may be ordered with fabric unwrapped as shown here or wrapped as shown on the front of this sheet.



The optional drop screen provides added solar protection when the sun is in a lower position. Gear operated or optional motor.


FEATURES:

- Powder coated Almond, White, low gloss Black/Brown or Sand frame
- Welded acrylic fabric seams for increased strength
- Heavy Duty Fabric Wrapped Front Bar
- Superior strength arms with drop forged component
- Custom widths to 40' in 1" increments
- Patented articulating shoulders
- Projections of 6'-11", 8'-6", 10'-2", 11'-8", 13'-2", 14'-6"
- Optional roll down front bar shade screen

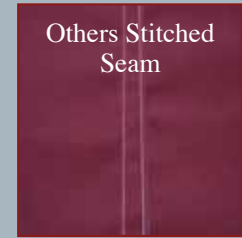
WARRANTIES:*

- Frame – Lifetime
- Motor – 10 years
- Fabric – 10 years
- Labor – 2 years

*See warranty booklet for more information




NuImage Welded Seam



Others Stitched Seam

POWDER COATED FRAME COLORS:

WHITE **ALMOND** **BLACK/BROWN** **SAND**
 (Low gloss finish) (Low gloss finish)



VALANCE STYLES FOR OVER 200 FABRIC CHOICES:



Straight with Braid



Inverted



Scalloped



Straight with Hem



Serrated



Dental

Licensed NuImage Dealer



Certified By:



www.nuimagepro.com

NI146.07A